

The Seabreeze Classroom

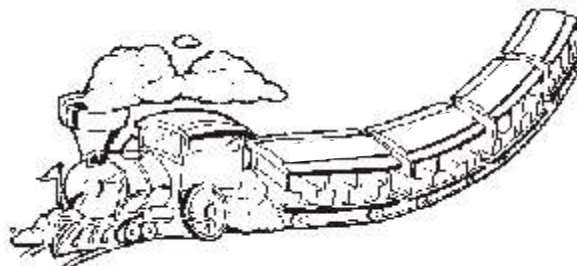



Welcome to "The Seabreeze Classroom". Many activities in this worksheet packet can be completed before, during and/or after your field trip to Seabreeze. Please feel free to copy any portion of these materials for your use. You may wish to provide each student with their own packet, or you may want to create groups to gather their data together, then share their findings with others.

With the help of these worksheets, you can turn an amusement park into an excellent hands-on multi-disciplinary educational site, ideal for individual classes, grade levels, or your entire school system. The Seabreeze Classroom also provides an excellent learning opportunity for special interest extra-curricular clubs such as chorus and band, science and photography.

A Seabreeze Classroom field trip is the perfect way to motivate your students to learn from their experiences, surroundings and observations. And it's fun!

If you would like to help us expand this program, or have any comments or suggestions about its successful implementation, please contact Jim Cardella at (585) 323-1900.



The Seabreeze Classroom

Labs Available for your Use:

- Break the Code?
- Color the Carousel Horse
- Tell It In Pictures
- The Sound of Music
- The Bumper Cars
- Give Me Directions
- Color the Bear Trax Bear
- Do You Know?
- Wacky Word Search
- Solve the Puzzle
- Tell It With Pictures

AaBbCcDdEeFfGgHhIiJjKkLlMmNnOoPpQqRrSsTt

The Seabreeze Classroom

COLOR THE CAROUSEL HORSE!



The Seabreeze Classroom

THE SOUND OF MUSIC

Overview:

Music is used at Seabreeze to enhance the guest's experience and create special moods. Music affects how we feel about our environment. Listen to the beat of the music you hear at Seabreeze and how it affects you as you move through the park.

Activity:

1. List the different types of music listened to in your home.

2. List the different types of music listened to at school.

3. List the different types of music you hear at Seabreeze.

4. Select an area at Seabreeze and listen to the music.

Describe the tempo (fast, upbeat, slow, etc.). _____


What instruments are being played? _____

Close your eyes. What emotions do you feel? _____

How does the type of music relate to the area of the park in which it is being played?

5. How would different types of music influence different groups of people?

Would you use heavy metal music in an area developed for senior citizens?



The Seabreeze Classroom

BREAK THE CODE?

1. Which ride can get you soaking wet?

$\frac{3}{15}$ $\frac{23}{20}$ $\frac{3}{19}$ $\frac{11}{4}$ $\frac{E}{4}$

2. Which attraction has two enclosed tubes you can ride & slide?

$\frac{I}{9}$ $\frac{1}{16}$ $\frac{2}{4}$ $\frac{15}{19}$ $\frac{9}{9}$

3. Which blue and red ride spins you in circles and can make you dizzy?

$\frac{W}{9}$ $\frac{16}{3}$ $\frac{9}{18}$ $\frac{5}{1}$ $\frac{16}{8}$ $\frac{3}{3}$

4. Which ride looks like a giant Viking ship?

$\frac{G}{21}$ $\frac{4}{18}$ $\frac{26}{8}$ $\frac{18}{18}$ $\frac{23}{15}$ $\frac{24}{24}$

5. When in operation, which park ride becomes the tallest?

$\frac{A}{21}$ $\frac{7}{8}$ $\frac{4}{18}$ $\frac{11}{16}$ $\frac{24}{4}$ $\frac{18}{23}$ $\frac{3}{3}$ $\frac{4}{4}$

6. Which ride has a "gas" pedal, but not a brake pedal?

$\frac{R}{10}$ $\frac{19}{11}$ $\frac{2}{4}$ $\frac{8}{8}$ $\frac{7}{18}$ $\frac{8}{21}$

7. Bonus

$\frac{10}{4}$ $\frac{7}{15}$ $\frac{15}{3}$ $\frac{20}{15}$ $\frac{3}{3}$ $\frac{15}{5}$ $\frac{9}{1}$ $\frac{4}{4}$

$\frac{8}{19}$ $\frac{3}{4}$ $\frac{21}{!}$



The Seabreeze Classroom

GIVE ME DIRECTIONS

OVERVIEW: A route is a prearranged way or course of travel.

ACTIVITY:

1. Sketch a map of Seabreeze. Include symbols, a key and a compass rose.
2. Draw the shortest route from the parking lot to your favorite ride.
3. Were there other routes to your favorite ride? Why did you choose the route you mapped?
4. On your map, draw the route you would take to go from the Raging Rivers Waterpark to the Bear Trax roller coaster.
5. If you are at the Music Express and want to go to the Whirlwind, which direction would you walk?

EXTENSIONS / ENRICHMENT:

Design your own compass rose.

IDEAS: Use something you like as the theme for your compass. How about footballs, birds, cars, or horses?




The Seabreeze Classroom

THE BUMPER CARS

1. You cannot drive the Bumper Cars by yourself unless you are over 48 inches tall. How tall are you? _____
2. How many Bumper Cars are at Seabreeze? _____
3. Can you name all the colors on the Bumper Car bodies?

4. What is the Bumper Car floor made of? _____
5. What shape are the floor pieces (square, rectangle, triangle, circle)?

6. What powers the Bumper Cars (gasoline, electricity, oil, wind)?



The Seabreeze Classroom

WACKY WORD SEARCH

The following words are hidden in the puzzle below. You should look forward, backward, up and down. Have fun!

Amusements
Bumper Cars
Fun
Jack Rabbit
Riptide
Turtles

Arcade
Carousel
Golf Cart
Magic Show
Surf Shop
Waffles

Banzai
Duck Pond
Happy Jack
Picnics
Tilt A Whirl

D T P A M U S E M E N T S
 W I I B G O V D Q O W R I
 F K C L I C B A N Z A I R
 L K N U T T A C O S F P G
 C J I W Q A Z R L E F E Y
 Y E C X A Y W A O M L T Z
 I A S A K D I H Y U E I Q
 D U C K P O N D I X S D U
 H A P P Y J A C K R R E F
 J X S P M Q N A H O L J L
 A L M R R X T L R P Q F O
 C Q C M A G I C S H O W D
 K G O L F C A R T S G G P
 R I S I Q X R Q O N A I U
 A L X Q V A P E F R F U N
 B S U R F S H O P Q X Y V
 B C F D R Q P L M M W W T
 I Q R S B S E L T R U T T
 T X Y Z Q M R I O K K B H